

Interdisciplinary Project: Biànhuà

Kayla Laucks & Gabrielle Artiaga
(Theatre: D&P) (Visual and Media Arts)





01

Inspiration

What museum pieces inspired our project?

Gabby's Inspiration

carp = transformation and transcendence

- Jiajing emperor: wanted his alchemists to make an “elixir of life”



” Lidded Jar with Carp in Lotus Pond ”

1522-1566 (Ming Dynasty)
porcelain, underglaze blue, overglaze enamels (China)



“Incense Burner in the Form of a Dog ”

1750-1800 (Edo period)
porcelain, underglaze blue (Japan and Korea)



Kayla's Inspiration



Seraphim

Fujikasa Satoko (2015)

Stoneware ceramic, slip glaze

“In this sculpture she has connected with and captured the very essence of motion generated by the force of nature”
(The Walters Art Museum).


Also derived inspiration from *Lidded Jar with Carp in Lotus Pond* .


Biànhuà

“Transformation (to change)”

Exploration of the transformation of different elements.

- space over time
- form
- spiritual change






02

Process

How did we create our respective pieces?

Gabby's Process



Sketch (procreate) + Final (procreate) + Animation (CapCut tweening)



Gabby's Process



- Hyacinths
Change through forgiveness
- Lotus
Change through rebirth
- Daisies
Change through new beginnings
- Tulips
Change through new adventures
- Dahlia
Embracing positive changes



White Model: an exploration of space and form.




Most of the supplies used in this sculpture are from recycled materials.




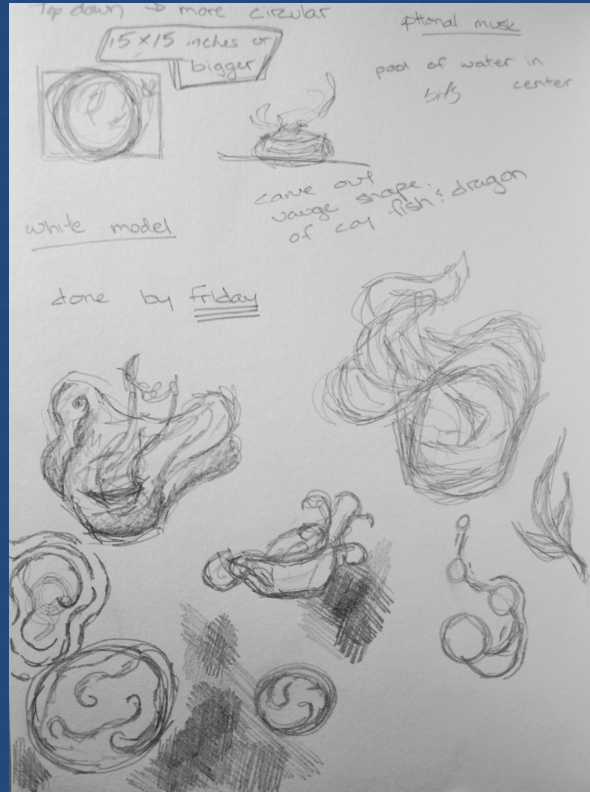
Medium of choice:

- Foam Core
- Diorama Foam
- Soil
- Wire
- Popcicle Sticks
- Plastic
- Water
- Acrylic Paint
- Cardboard
- Water Pump
- Plastic Tubing
- Hot Glue




Kayla's Process: Design Phase

Sketches of organic forms and set design interpretations.





Construction and Water







03

Process Challenges and Things Learned



Water is unpredictable.

... and rarely goes where you want it to go.





Things Learned:

- Always have a backup plan
- Form is very important when creating something that is only one color. All imperfections can be seen.
- Communication is key when working creatively with someone.
- Improvise :)





04




Outcome





The aim was to create cohesive
interactive experience for our audience.

To capture this, we filmed a video for
you to experience it today.



Any Questions?



Resources



- <https://art.thewalters.org/detail/96721/seraphim/>
- <https://art.thewalters.org/detail/28583/wine-jar-with-carp-among-water-weeds-and-lotuses/>
- <https://art.thewalters.org/detail/6281/incense-burner-koro-in-form-of-a-dog/>
- <https://www.britannica.com/topic/Taoism/Basic-concepts-of-Taoism>





Thanks!

CREDITS: This presentation template was created by [Slidesgo](#), and includes icons by [Flaticon](#), and infographics & images by [Freepik](#)

Please keep this slide for attribution